

**SPECIAL
SAFETY
EDITION**



Don't Get Burned by the 2024 Great American Eclipse

On April 8, 2024, North America will witness a rare total solar eclipse as the moon passes between the sun and the Earth, blocking daylight for several minutes. Weather permitting, it promises to be an incredible event if viewed safely.

During the eclipse, the moon's coverage of the sun will be partially visible throughout the 48 contiguous US states. To see the moon cover the sun completely, you'll have to be in the *path of totality*—a 115-mile-wide strip extending diagonally 8,000 miles across Mexico, the United States, and Canada




Figure 1
Map of the predicted pathway of the total solar eclipse across the United States on April 8, 2024. Image courtesy of the American Astronomical Society, GreatAmericanEclipse.com

(Figure 1). The eclipse will enter the United States in Texas and continue through Oklahoma, Arkansas, Missouri, Illinois, Kentucky, Indiana, Ohio, Pennsylvania, New York, Vermont, New Hampshire, and Maine. It will continue into Canada through Quebec, New Brunswick, Prince Edward Island, Cape Breton, and Newfoundland. For predicted start times, visit <https://science.nasa.gov/eclipses/future-eclipses/eclipse-2024/where-when/>. Those outside this path will see a partial solar eclipse, where the moon appears to take a “bite” out of the sun.



Solar retinopathy can cause a burn and a permanent blind spot that interferes with activities like reading.

Photo courtesy of Jeffrey G. Gross, MD, FASRS

Beware! Solar Energy Can Harm Your Eyes

Viewing a solar eclipse without proper precautions or eye protection can be dangerous to the *retina*, the light-sensing tissue of the eye, potentially causing permanent blurred vision and/or blind spots (Figure 2).

Solar retinopathy is a condition that occurs when image-sensing photoreceptors are destroyed following initial damage to the retina and adjacent tissue. The injury is similar to thermal burns that can be caused by laser. Depending on the extent of the injury, people have suffered temporary vision loss, residual blurring and/or distortion, or permanent vision loss.

In some cases, exposure causes people to develop macular holes, which are perforations in the central retina (known as the *macula*) that is responsible for the sharp focus needed for reading and recognizing faces. Repair of a macular hole requires surgery (Figure 2).

continued next page



Figure 2
Retinal photograph and OCT scan image of solar retinopathy shows the characteristic orange-yellow spot at the center of the retina. The OCT shows full-thickness damage through the center of the fovea which may lead to loss of central vision. Photo courtesy of Robin Vora, MD

WHAT IS THE RETINA?

THE RETINA is a thin layer of light-sensitive nerve tissue that lines the back of the eye (or vitreous) cavity. When light enters the eye, it passes through the iris to the retina where images are focused and converted to electrical impulses that are carried by the optic nerve to the brain resulting in sight.

2024 Great American Eclipse *continued*

Several documented reports exist of patients developing vision loss while viewing solar eclipses throughout the world, including Turkey (1976), Northern Europe (1999), the United Kingdom (2012), the Czech Republic (2015), and the United States and Canada (2017). Solar retinopathy occurs more commonly around the time of a solar eclipse, but can also occur due to incidents such as having a laser presentation pointer shined in the eye or from sun gazing due to psychiatric conditions or purposeful self-harm.

Tips for Safely Viewing a Solar Eclipse

If you are within the small 115-mile path where a total eclipse of the sun occurs, it is relatively safe to look directly at the moon during “totality,” which is the brief minute or two when the moon obscures the sun completely. However, it is important to look away immediately as the first hint of sunlight emerges around the moon.

If you are in a location that will experience the partial eclipse, the safest and most common way to view it is with pinhole projection (see illustration at right).

For direct viewing of the sun during a partial eclipse, special filters are required. The easiest and least expensive option is to buy **commercially available eclipse glasses manufactured specifically for solar observation. Consumers should be aware that NASA recommends protective eclipse glasses be International Organization for Standardization (ISO) 12312-2 certified (Figure 3).**



Figure 3 NASA recommends protective eclipse glasses be International Organization for Standardization (ISO) 12312-2 certified.

Another commercially available filter deemed safe for solar viewing is shade number 14 welder’s glass, which can be purchased at any reputable welding supply store. Always inspect your eclipse glasses or handheld viewer before use; if torn, scratched, or otherwise damaged, discard the device.

Unsafe Filters

Unsafe filters include, but are not limited to:

- Camera lens, binoculars, or a telescope without a special-purpose solar filter secured over the front of the optics
- Sunglasses or smoked glass
- Color or black-and-white film and photo negatives such as X-ray film
- Polarizing filters or neutral-density films

Should you experience vision changes during or following the viewing of an eclipse, seek immediate consultation with an eye physician, such as an ophthalmologist or retina specialist.

A total eclipse of the sun is an incredible cosmic phenomenon that is rarely seen. If you’re lucky enough to be along its path and witness it, please use caution, but enjoy the show. The next total solar eclipse in the United States will take place August 23, 2044.



BASIC PINHOLE PROJECTOR

How it works
Put a pinhole in the center of a white index card or sheet of paper. Turn your back to the sun and hold the index card up, allowing sun to beam through the hole, projecting a solar image onto a paper positioned in front of you. Alignment of surfaces is key; the farther apart, the larger the image appears. Positioning the paper in shade will enhance the image. **No filters or shields are used. Remember NOT to look directly through the pinhole into the sun.**





Photo courtesy of NASA/JPL-Caltech



**DO NOT
look directly
into the
sun.**

A solar eclipse is viewed through a basic pinhole projector. Photo courtesy of LifePixel

**THANK YOU TO THE
RETINA HEALTH SERIES AUTHORS**

Geoffrey G. Emerson, MD, PhD, FASRS
Robert W. Wong, MD, FASRS