

# LAKEWOOD SCHOOL DISTRICT

NON-MANDATED BUSING  
SPECIAL ELECTION  
JANUARY 26, 2016



The Lakewood School District is seeking voter approval to raise between 6 and 6.5 million dollars in additional taxes for the 2015-2016 budget, to be used exclusively for non-mandated transportation services.

(Approval of these taxes will result in a permanent increase in the district's tax levy.)

# Why is this referendum so important?

	<b>CURRENT WALKERS</b>	<b>WALKERS IF REFERENDUM FAILS ON JANUARY 26, 2016</b>	<b>Difference</b>
PUBLIC SCHOOL STUDENTS	915	2719	+1804
NON-PUBLIC SCHOOL STUDENT	998	7147	+6149
TOTAL STUDENTS	1913	9866	+7953

# Why is a Special Election Needed?

Transportation Bids from the district's busing contractors resulted in regular mandated and non-mandated student transportation costs that far exceeded the estimated amount budgeted for these purposes.





The estimated budgeted costs were part of an agreement between the public and nonpublic schools to tier routes under the assumption and experience of other school districts that tiering routes would save millions of dollars in Lakewood.

In order to mitigate an overall budget deficit, a voter approved special referendum for between \$6 million and \$6.5 million is necessary to continue non-mandated transportation.





An Analysis is Currently Being  
Conducted on The Transportation  
Bids for the Past Few Years.



# What Does the Data Show About the 2015-2016 Transportation Bids ?

Regular Routes 511 Accounts	Number	Average	Avg. Cost per Student
Routes with a decrease	95	 14.63%	
Routes with NO change	7	0.00%	
Renewals	321	 1.33%	
Routes with an increase	250	 38.29%	
Routes not matching last year (Excluding STARS and Homeless)	92		\$608.77 

# What Does the Data Show About the 2015-2016 Transportation Bids ?

Special Routes 514 Accounts	Number	Average	Avg. Cost per Student
Routes with a decrease	6	 21.18%	
Routes with NO change	0	0.00%	
Renewals	24	 1.20%	
Routes with an increase	9	 126.57%	
Routes not matching last year (Excluding STARS and Homeless)	44		\$7,996.90 

Route	Year	Stops	Miles	Min.	Students	Cost Per Day	Vendor
<b>YK4</b>	<b>2014-15</b>	<b>12</b>	<b>8.91</b>	<b>29.25</b>	25	<b>102.00</b>	<b>Jay</b>
<b>YK4</b>	<b>2015-16</b>	<b>13</b>	<b>9.87</b>	<b>31.50</b>	30	<b>131.00</b>	<b>Jay</b>
<b>Change</b>		<b>1</b>	<b>0.96</b>	<b>2.25</b>	5	<b>29.00</b>	
<b>% Change</b>		<b>8.33%</b>	<b>10.77%</b>	<b>7.69%</b>	20.00%	<b>28.43%</b>	
<b>BLHS1</b>	<b>2014-15</b>	<b>30</b>	<b>18.89</b>	<b>66.50</b>	50	<b>175.00</b>	<b>Seman-Tov</b>
<b>BLHS1</b>	<b>2015-16</b>	<b>28</b>	<b>14.75</b>	<b>57.20</b>	49	<b>240.00</b>	<b>Seman-Tov</b>
<b>Change</b>		<b>-2</b>	<b>-4.14</b>	<b>-9.30</b>	-1	<b>65.00</b>	
<b>% Change</b>		<b>-6.67%</b>	<b>-21.92%</b>	<b>-13.98%</b>	-2.00%	<b>37.14%</b>	



Route	Year	Stops	Miles	Min.	Students	Cost Per Day	Vendor
<b>YOC20</b>	<b>2014-15</b>	<b>18</b>	<b>12.53</b>	<b>39.20</b>	28	<b>94.00</b>	<b>Central</b>
<b>YOC20</b>	<b>2015-16</b>	<b>18</b>	<b>12.19</b>	<b>38.60</b>	33	<b>135.00</b>	<b>Central</b>
<b>Change</b>		<b>0</b>	<b>-0.34</b>	<b>-0.60</b>	5	<b>41.00</b>	
<b>% Change</b>		<b>0.00%</b>	<b>-2.71%</b>	<b>-1.53%</b>	17.86%	<b>43.62%</b>	
<b>BRR7</b>	<b>2014-15</b>	<b>8</b>	<b>3.00</b>	<b>14.50</b>	49	<b>122.00</b>	<b>Klarr</b>
<b>BRR7</b>	<b>2015-16</b>	<b>9</b>	<b>3.11</b>	<b>16.60</b>	48	<b>172.00</b>	<b>Jay</b>
<b>Change</b>		<b>1</b>	<b>0.11</b>	<b>2.10</b>	-1	<b>50.00</b>	
<b>% Change</b>		<b>12.50%</b>	<b>3.67%</b>	<b>14.48%</b>	-2.04%	<b>40.98%</b>	

Route	Year	Stops	Miles	Min.	Students	Cost Per Day	Vendor
<b>YSA7</b>	<b>2014-15</b>	<b>13</b>	<b>2.37</b>	<b>16.30</b>	49	<b>138.00</b>	<b>Central</b>
<b>YSA7</b>	<b>2015-16</b>	<b>23</b>	<b>7.00</b>	<b>33.40</b>	44	<b>175.00</b>	<b>Central</b>
<b>Change</b>		<b>10</b>	<b>4.63</b>	<b>17.10</b>	-5	<b>37.00</b>	
<b>% Change</b>		<b>76.92%</b>	<b>195.36%</b>	<b>104.91%</b>	-10.20%	<b>26.81%</b>	

As you can see...

The Bids came back much higher than anticipated!



# Other Factors that May Have Affected the Bidding Process...

- In an effort to work with approximately 100 nonpublic schools on tiered schedules, which was anticipated to save the district money, the transportation bidding process was started extremely late.
- One of the bus contractors, who has done business in Lakewood in the past, left, and no longer does business with the School District.
- Due to the late bidding, many bus vendors utilized their buses in other towns.

# Annual Cost of Referendum

House Value	\$200,000	\$250,000	\$300,000	\$350,000	\$400,000	\$450,000	\$500,000
Annual Cost at 6 Mil	191.80	239.50	287.40	335.30	383.20	431.10	479.00
Annual Cost at 6.5 Mil	207.40	259.25	311.10	362.95	414.80	466.65	518.50

\*Estimated

# What Happens If You Vote No?

9,866

Public and Nonpublic  
School Students

will walk to school beginning  
January 30, 2016!

PLEASE  
VOTE ON  
JANUARY 26, 2016

